
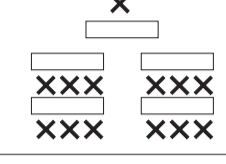
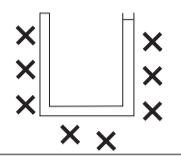
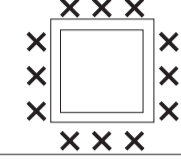
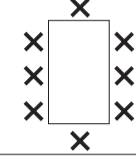
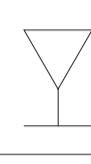
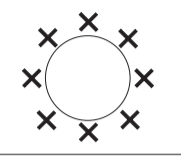


FUNCTION ROOMS - DIMENSIONS & CAPACITY

Name of Function Rooms	Dimension in Metre (L x B x H)	Area Space	Theatre	Classroom	U-Shape	Hollow-Sq	Boardroom	Cocktail	Banquet
		(M ²)							
Level 4									
Jade Ballroom	36 x 26 x 7	928	924	630	114	144	144	1110	700
Jade Ballroom Foyer	38 x 9 x 3.5	345	--	--	--	--	--	--	--
Jade Ballroom A	26 x 12 x 7	302	256	180	78	90	90	300	180
Jade Ballroom B	26 x 12 x 7	308	256	180	78	90	90	300	180
Jade Ballroom C	26 x 12 x 7	312	256	180	78	90	90	300	180
Banyan Room	8 x 7 x 4	60	48	33	18	24	24	40	40
Maple Room	8 x 8 x 4	64	48	33	18	24	24	40	40
Willow Room	9 x 8 x 4	70	48	33	18	24	24	40	40
Boardroom	9 x 8 x 4	71	48	42	27	30	20	40	40
Level 5									
Pine Room	8 x 8 x 3	65	48	33	21	24	24	40	40
Cypress Room	9 x 8 x 3	72	48	33	21	24	24	40	40
Aspen Room	8 x 7 x 3	60	48	33	21	24	24	40	40
Bamboo Room	8 x 6 x 3	50	48	33	18	24	24	40	40
Magnolia Room	7 x 6 x 3	40	32	18	15	18	18	25	20
Meeting Room	4.4 x 6.2 x 2.7	27	--	--	--	--	12	--	--
Level 6									
Dragon Ballroom	34 x 26 x 6	850	650	396	--	--	--	800	490
Dragon Ballroom Foyer	31 x 10 x 3	300	--	--	--	--	--	--	--
Dragon Ballroom A	26 x 17 x 6	425	320	180	70	80	80	350	230
Dragon Ballroom B	26 x 17 x 6	425	320	180	70	80	80	350	230